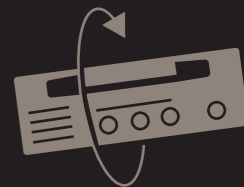
 **Factory Reset:** Press and hold **B** and **MANUAL** while powering on

# CATALYST<sup>®</sup> CX

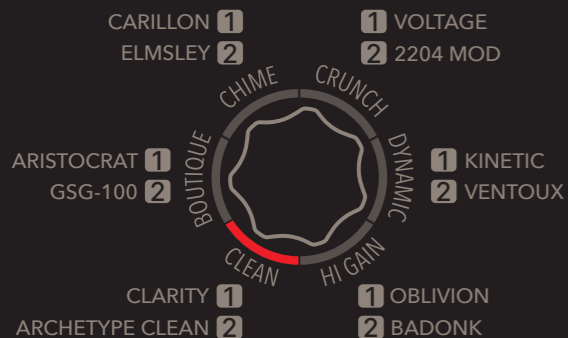
## QUICK START GUIDE



Turn over to see the feature specifications

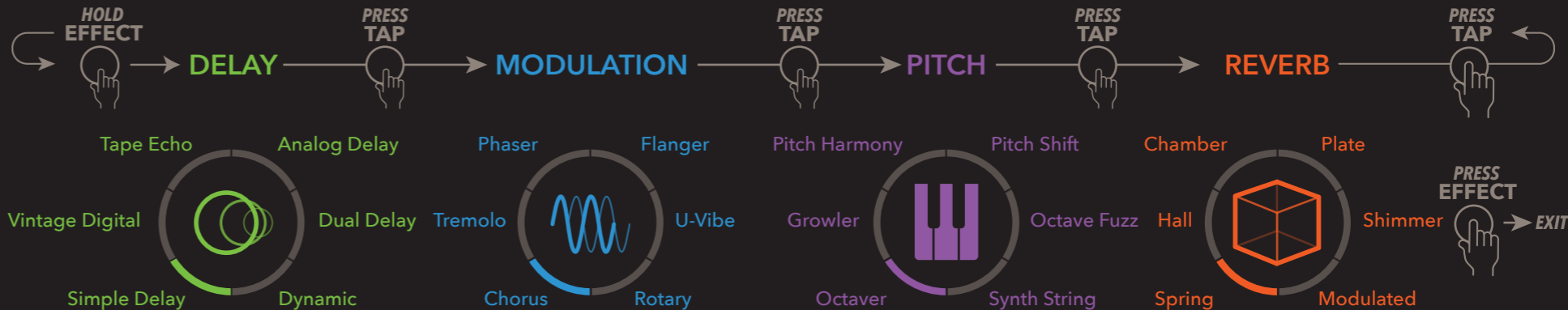
### AMP MODELS

Select one of six amp voicings from group 1 or 2 using the **SELECTOR** knob




### EFFECT MODELS

- 1 Press and hold **EFFECT 1** or **2** button to enter selection mode
- 2 Press **TAP** button to switch categories
- 3 Turn the **SELECTOR knob** to select the desired effect model
- 4 Press **EFFECT 1** or **2** button again to lock selection and exit




### AMP GROUP SELECTION

**PRESS A + B** Press A and B simultaneously to switch between Amp Groups 1 and 2




### SAVE CHANNEL

**HOLD A or B** Hold either channel button A or B until you see the lights blink to save




### MANUAL MODE

**PRESS MANUAL** Press **MANUAL** to use manual mode - what you see is what you get




### BANK SELECTION

**HOLD MANUAL** Press and hold **MANUAL** and use the **SELECTOR** knob to access six banks of preset channels

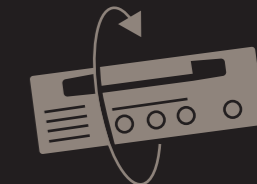


### SOFTWARE

 **The Catalyst Edit** free software lets you adjust deep edit parameters and save/organize your presets



## SPECIFICATIONS



Turn over to see the quick start guide

# CATALYST<sup>®</sup> CX


DUAL-CHANNEL AMPLIFIERS FEATURING 12 AMP VOICINGS  
TAKEN FROM THE HELIX<sup>®</sup> FAMILY OF PRODUCTS

- ◆ **12 Amp Voicings**  
Models taken from the Helix<sup>®</sup> family of products
- ◆ **Boost**  
Custom matched to each amp design
- ◆ **Built-In Effects**  
24 effects taken from the Helix<sup>®</sup> family of products
- ◆ **Traditional Controls**  
Primary controls immediately recognizable
- ◆ **Tap Tempo/Tuner**  
Set time-based effects or activate the onboard tuner
- ◆ **Optional LFS2 Footswitch**  
Change channels, effects, banks, and more


- ◆ **XLR Output**  
Pro connection for stage and recording
- ◆ **Effects Loop**  
Insert external effects
- ◆ **Power Amp In**  
Connect your favorite modeler
- ◆ **Power Level Control**  
Consistent tone at any volume
- ◆ **USB Interface**  
Connect to Catalyst Edit app or record direct
- ◆ **MIDI\***  
Receive channel/preset and CC messages  
\*USB MIDI only on Catalyst<sup>®</sup> CX 60



CATALYST<sup>®</sup> CX 60  
60W 1X12" GUITAR AMP



CATALYST<sup>®</sup> CX 100  
100W 1X12" GUITAR AMP



CATALYST<sup>®</sup> CX 200  
200W 2X12" GUITAR AMP